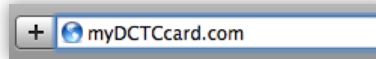
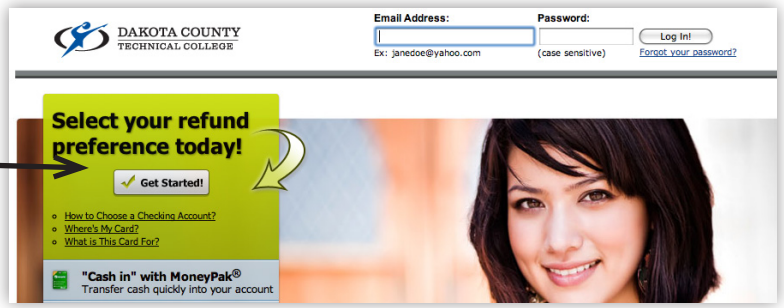


# Activate your myDCTC Card

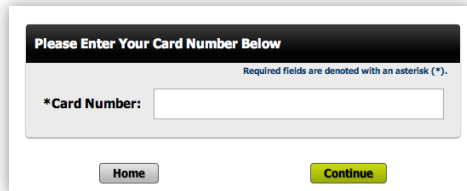
1. Go to myDCTCcard.com



2. Select Get Started

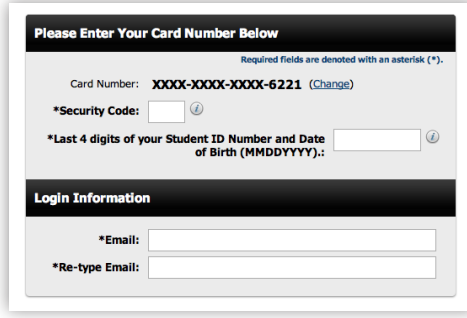


3. Enter Card Number

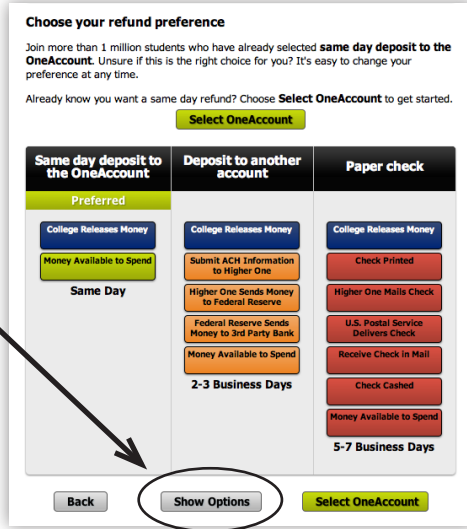


4. Enter

- Security Code
- Last 4 digits of Student ID # AND Date of Birth
  - **example: ####MMDDYYYY**
- E-mail



5. Click **Show Options**



6. Select a Refund Preference

- OneAccount
- Deposit to another account
- or Paper Check

7. Create your Profile

- Choose a Password
- Enter Personal Information
- Click **Continue**

8. Set up your Refund Preference

- Click **Finish**

