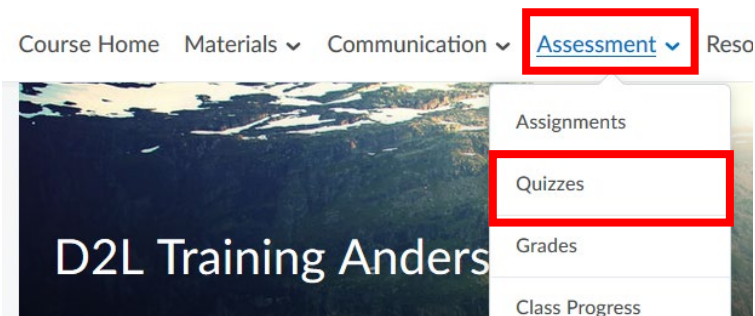




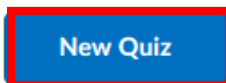
Creating a Quiz With Imported Questions

This explains how to create a quiz with questions from the Question Library within a D2L Brightspace course site.

- On the course navigation bar, click the **“Assessment”** tab and click on **“Quizzes”**



- Click the **“New Quiz”** button:



- Enter a **“Name”** for quiz:

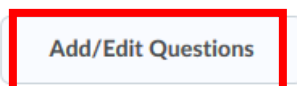
Name *

- Select a **“category”** for the quiz:

Category

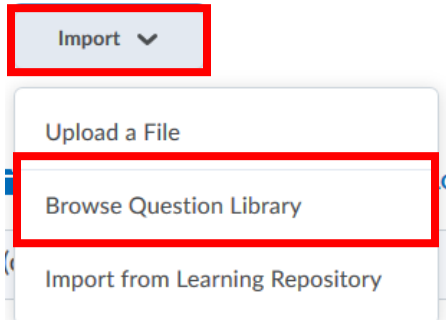
no category

- Click the **“Add/Edit Questions”** button:

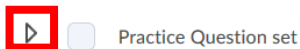




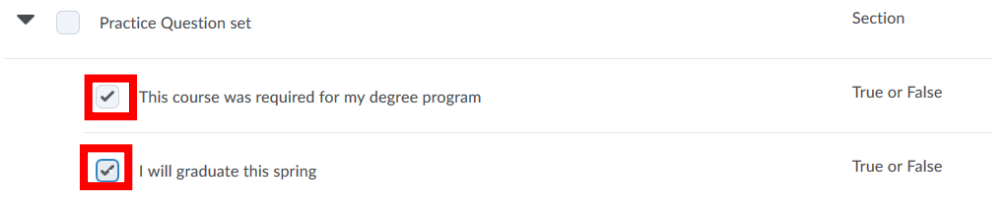
- Click the **“Import”** button and select **“Browse Question Library”**:



- Click the arrowhead to open the questions:



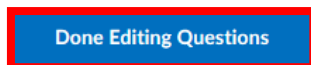
- Click the check boxes to select the desired questions



- Click the **“Add”** button:



- Click the **“Done Editing Questions”** button:



- Click the **“Save and Close”** button:

