



Welcome to Starfish

★ Starfish provides you with a central location to connect to the people and services that can *help you finish what you start* – all accessible from the side navigation menu of your Starfish **Home** page.

★ Log in to your Starfish Home page by going to D2L Brightspace, press the CURRENT STUDENTS tab at the top of the college website main landing web page, or by pressing the CURRENT STUDENTS button located in the center of the colleges website landing page.

That's it. Simple for you. Powerful for your future.

Student Login for Starfish

Using D2L

1. Login to D2L using your Star Id and password
2. Click link to Starfish (you will automatically be logged into Starfish.)

Using [IHCC](#) / [DCTC](#) Website

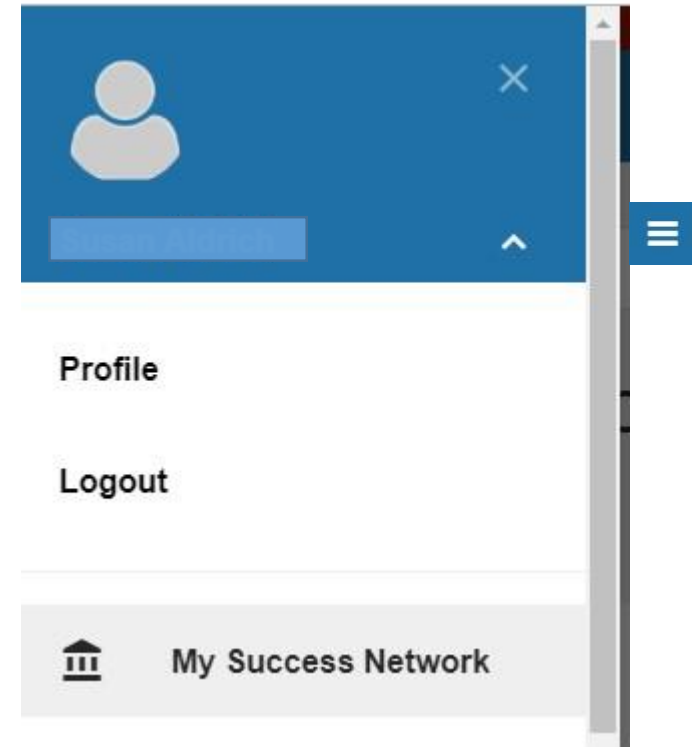
1. Go to the CURRENT STUDENTS tab located along the top ribbon.
- ★ For IHCC click the upper tab OR click on the button in the center of the IHCC website main page.
2. Next, press the yellow (IHCC) or blue (DCTC) STARFISH LOGIN button.
3. Now enter your StarID and Password credentials.
4. You are now logged directly into the Starfish Platform.

Set-up your Profile

"You will begin by setting up your student profile. Your profile lets instructors and advisors know who you are and how to contact you."

Begin from your Starfish My Success Network Page. Open the Starfish navigation menu icon located at the top left corner of the page.

Under your name click *Profile* to open your *Starfish Profile page*.



From here, you can customize your profile by uploading a photo, and adding an *alternate email* address for receiving Starfish emails.

Once you have made your desired changes to your profile, click the **Submit** button to save your updates.

Connect to people & services







The *My Success Network* and *Courses* channels display the people and services that are available to help you succeed.




Find key contact information as well as links to student service web sites such as Advising, Student Life, Counseling, Career services, or Veterans and online appointment scheduling.

My Success Network

Select **My Success Network** from the navigation menu to display your personalized network. This channel lists the people and resources that are available to assist you. For each person or service listed, you will find contact information, supporting websites.

The screenshot displays the 'My Success Network' interface. At the top, there is a blue header with a hamburger menu icon and the text 'Services'. Below the header is a search bar with the placeholder text 'Search services and people' and a magnifying glass icon. Underneath the search bar, the text 'How can we help?' is displayed. The main content area is divided into two sections: 'Your Connections' and 'Your Services'. 'Your Connections' lists six individuals with their names and roles, each accompanied by a profile picture and a dropdown arrow. 'Your Services' lists three services with icons and names.

Your Connections	
 Yasmin Gold Mother of Dragons	▼
 Paul Jackson Instructor	▼
 Kaily Maze General Advisor	▼
 Auric Goldfinger King of the North	▼
 Grant Jordan TA	▼
 Justin Withers Instructor	▼

Your Services		
 Advising Center	 Freshman Seminar Advising	 Tutoring and Learning Center

Courses

Select **Courses** from the side navigation menu to display information about courses you are enrolled in as well as contacts and available support related to each. Like the **My Success Network** channel, it is personalized to show the people and services specific to the courses you are taking.

Courses

Courses

All

General Chemistry II (SCI-CHEM201-600-201802)

NETWORK GRADES AGENDA

GRADE
C

CREDIT HOURS
4

Paul Jackson

Paul Jackson

CONTACT OVERVIEW BIOGRAPHY SERVICES

757-622-4487

Paul.Jackson@starfishcollege.edu

Availability

Jackson's Friday OH: Fri Jun 1 9-10:30AM

Schedule Appointment

INSTRUCTOR

Tutoring and Learning Center

Schedule Appointment

SERVICE

We're here to help you succeed!

Please email starfish@inverhills.edu or starfish@dctc.edu for more assistance with this communications tool.

Please always check your college email 😊 Thank you!