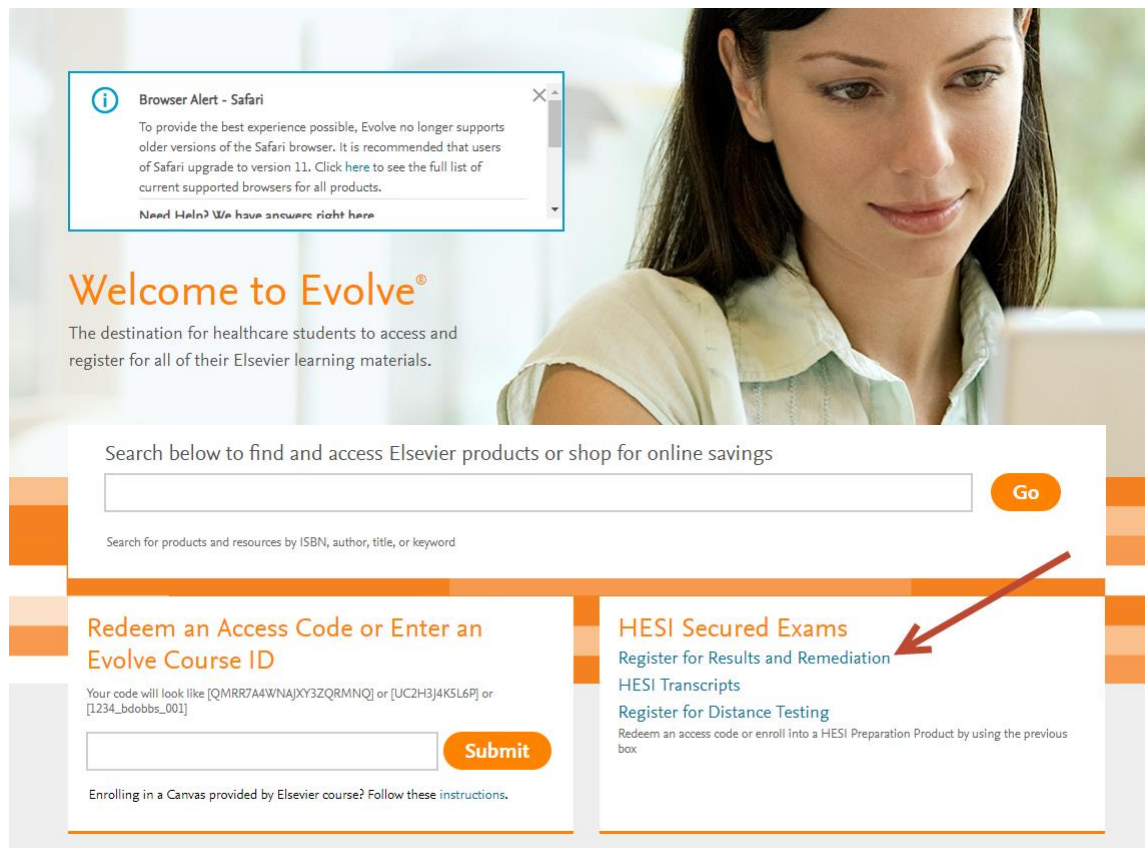


# How do I add HESI Student Access to my Evolve account?


Last updated on 24/07/2018 08.43 AM

Follow these steps to add HESI Student Access to your Evolve account:


1. Go to the [Students Welcome page](#).



2. Click 'Register for results and remediation' in the section 'HESI Secured Exams' on the bottom right side of the screen.
3. Click 'Register'.



ISBN: 9781455728916  
Copyright: 2012  
Imprint: Elsevier  
List Price: \$0.00



### HESI Registration

by HESI

**HESI Assessment**

Registering for HESI is required to take an exam, access reports and remediation, register for distance testing exams, and make exam and package payments.  
**To add HESI Student Access to your new or existing Evolve Account, click the "Register" button.**  
 If you have already registered for HESI, your scoring results and remediation can be accessed by logging in to Evolve.

**Authors**

HESI


Related Products

**\$0.00**

[Register](#)

4. Click 'Checkout/Redeem' to continue.

## My Cart

	HESI Registration	Qty	Price
	<p>\$0.00</p> <p>HESI</p> <p><b>HESI Assessment</b></p> <p>ISBN: 9781455728916 Copyright: 2012</p>	<input style="width: 30px;" type="text" value="1"/>	<p><b>\$0.00</b></p> <p><a href="#">Remove</a></p>

🔍 Promotion code

[Apply](#)

[< Continue shopping](#)

**U.S. orders only.**  
For international orders, please visit [www.elsevier.com](http://www.elsevier.com).

Subtotal: **\$0.00**

Discount/Promotion: **(\$0.00)**

Shipping: **Free**

---

[Cancel Order](#)  
(Your shopping cart will not be saved.)

Total (before tax): **\$0.00**

[Checkout / Redeem](#)


5. Either login with your username and password and click 'Login', or register for an account with Evolve and click 'Continue'.


6. Click 'Checkout/Redeem'

# My Cart

1. Review & Submit

2. Confirmation

	<b>HESI Registration</b> \$0.00 HESI HESI Assessment ISBN: 9781455728916 Copyright: 2012	Qty <input type="text" value="1"/>	Price <b>\$0.00</b> <a href="#">Remove</a>
---	--	---------------------------------------	--

 Promotion code

[Apply](#)

Subtotal: \$0.00  
Discount/Promotion: **(\$0.00)**  
Shipping: **Free**  
Estimated Tax (0%): \$0.00

[Cancel Order](#)  
(Your shopping cart will not be saved.)

Total : **\$0.00**

[Checkout / Redeem](#)

7. The last page shows a confirmation of your request.

8. Click '*My Evolve*' in the top right corner of the page to go to your courses and resources.

9. Click '*HESI Assessment Student Access*' to access the HESI Assessment center.

After completing these steps you will have added HESI Student Access to your new or existing Evolve Account.

[https://service.elsevier.com/app/answers/detail/a\\_id/8204/supporthub/hesi/p/10912/](https://service.elsevier.com/app/answers/detail/a_id/8204/supporthub/hesi/p/10912/)